



Chairman's Thoughts

I have just started the elementary lathe course with David Delaney and what a thrill to actually turn a piece of brass using the Society's new lathe. The last time I used a lathe was at school 43 years ago, although then, the tool dug into the job which was subsequently launched from the chuck and flew across the school workshop. "Burton, you're an idiot" my metalwork master, Mr Walton, uttered, and so ended my aspirations to pursue an engineering career.

We are currently making a dice spinner - Snakes & Ladders, anyone - that David has drawn for us, but the ultimate goal is to gain the skills to construct the 16mm steam tram, *Ellie*, which many Members are planning to build and run on our garden railway. If you are interested in this project, please have a look at Camden Miniature Steam Services's website (www.camdenmin.co.uk) and follow the links to *Ellie*. There are also some good videos on YouTube.

Thank you to everyone who have made this possible, firstly the team constructing the Workshop, and Barry Linger, John Hoyle, David Delaney and Gordon Miles for creating the Lathe Courses and syllabus. Also to Dick Ganderton for the Soldering Course, scheduled to start at the end of this month, which we are all going to rely on when constructing the parts for *Ellie*, including the boiler.

If you are interested in joining us on this adventure, please speak to any of those mentioned above.

In other news, Mike White has completed the infrastructure required for the container, so now we are just waiting for the better weather to dry the ground out. Mike has constructed a fence that will hide the container from view, and this will be put up after the delivery of the container.

Best wishes.

Peter Burton

Editor

Dick Ganderton

'Graskop'

76 Dewlands Road

Verwood, Dorset

BH31 6PN

editor.bdsme@gmail.com

Tel: (01202) 822701

Secretary

Littledown Railway
Tel: 07879355399

© 2018 B&DSME. No part of this Newsletter may be reproduced without the permission of the Editor.

B&DSME is a Not For Profit Company Limited by Guarantee. It has no Employees and the Directors receive no remuneration. Registered in England. Number 03351832

Editor's Ramblings

With the engineering work to revise the Workshop almost complete I feel that the Soldering Courses can now get underway. I am calling a meeting of those interested in attending the courses on 6th March 2018 at 7.30 pm at the Engine Shed, Littledown Miniature Railway to discuss the format and content of the courses to ensure that they are tailored to Members' needs.

The February Meeting at Muscliff sees Stephen Wright giving another of his illustrated talks. His previous talks to the Society were very interesting and well worth making the effort to attend.

Ron Barson has arranged for our Annual Dinner to be held at The Bridge House Hotel, Longham on Thursday 22nd March 2018 at 7.00 for 7.30 pm.

Dick Ganderton

B&DSME Diary Dates

21 st February 2018	Monthly Meeting; 7.30 pm. Muscliff Community Centre. <i>Stephen Robson will present an illustrated talk entitled 'Whittle – father of the jet engine'.</i>
1 st March 2018	Tech-Chat (Informal Discussion Meeting); 7.00 for 7.30 pm. <i>John Hoyle. Please let John know.</i>
6 th March 2018	Soldering Course Meeting; 7.30 pm. Littledown Miniature Railway. <i>Preliminary meeting to decide the content and nature of the Soldering Course.</i>
Note change of date	

Subscriptions

Subscriptions became due on 1st January each year. The amount due is incremented by one pound each year. The increase is voted on at the AGM each year.

Ordinary Member	£27.00
Family Member	£28.00
Associate Member	£7.00
Country Member	£14.00

Payment may be made by one of the following methods:

In cash or by cheque direct to the Membership Secretary (details below)

Direct to our bank.

Society Name:	In full or B&DSME
Account Number:	91316176
Sort Code:	40-21-21
Reference:	One initial and first three letters of Surname (e.g. JBLO for Joe Bloggs).

NOTE: EVERY subscription MUST be accompanied by a completed RENEWAL FORM (these were attached to the November and January *Newsletters*). In the case of renewals sent direct to the bank the Form must be sent to the Membership Secretary (details below).

Subscriptions will be accepted from your receipt of the December *Newsletter*.

The list of members will close on 31st March 2018. Our rules state that Members who have not paid by the 31st March shall cease to be Members.

The Membership Secretary will be at the Littledown track on every running day from Wednesday 13th December 2017 until 31st March 2018 and at all Society Meetings at the Muscliff Community Centre.

G. Wheatley
Membership Secretary
B&DSME
67 Moorlands Road
VERWOOD
BH31 7PD

Our New Workshop

Work has been going on for what seems like forever to extend and improve our Workshop at Littledown.

Ron has been driving the structural work relentlessly forward whilst others have been moving the machines around to find the optimum layout.

The weather has delayed the arrival of our container, but in the meantime we have been given enough Dexion industrial racking to fit out the container - when it arrives!

While all this has been going on the Lathe Courses have continued and the Soldering Courses are starting at the end of February! Meanwhile the *Ellie* Project is growing like Topsy!



Typeset by Dick Ganderton in Helvetica using Adobe InDesign CS5 v7.0 on an Apple Mac mini 2.3GHz Intel Core i5 running MacOS High Sierra v10.13.3.

Newsletter By E-mail

If you want to receive your copy of the Society's monthly *Newsletter* as a .pdf file, in full colour, you must let Dick know, by e-mail, sent from the computer you want to receive it on.

The *Ellie* Project

Members participating in the *Ellie* Project met for the second time to collect their laser cut chassis kits from Phil. The number now building an *Ellie* has grown to 18, so Gordon's prediction of 20 or more could well be fulfilled.

My *Ellie* is progressing well and I had a rolling chassis at the meeting. In getting to that stage I have found a few snags and have come up with solutions, which John and I have solved between us. I have produced a sheet of drawings outlining the solutions and these cover revised crank pins, axles and how to overcome the fixing of the large gear to the jackshaft.

The gears that the *Ellie* Project is recommending come, post free, from China and are very expensive at £3.80! This compares very favourably with the costs that I came up with during a search for the Meccano gears originally specified for *Ellie*. These came out at a couple of pence under £50 - if you can find any actually in stock!

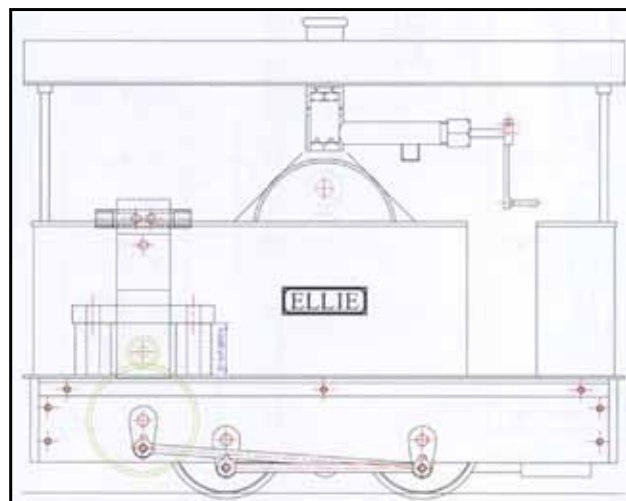

However, the 64 tooth gear doesn't have provision for a grub screw to lock it to the jackshaft and the hole is 5mm diameter! The 5mm diameter hole is easy - the jackshaft, together with the two axles, have now become 5mm diameter and the six brass bushes simply reamed out to 5mm to match! The book suggests using stainless for the axles - **don't!** Use silver steel. I used stainless and found it a nightmare to drill and ream the $\frac{1}{16}$ " holes for the taper pins!

The lack of a grub screw proved to be a much more difficult problem. The gear is hardened - very hardened - and I was unable to even get the drill to start, let alone try to tap it M2.5! My solution was to make a boss which I attached to the gear using four of the eight large holes in the face of the gear. John's solution was even simpler and uses two collars, one of which has two dogs on one face to engage in the slot provided in the face of the boss. You will need to make six of these collars, but only one needs the two dogs.

When you get the stage of fitting the cranks I have made a simple quartering jig to enable you to set the quartering accurately and drill and ream for the $\frac{1}{16}$ " taper pins used to fix one crank to each axle, the other crank being silver soldered to the other end of the axle. The jig will be available on loan. I recommend turning both ends of the axles to a push fit in the laser cut holes on the cranks as shown on my drawing.

You can still join the *Ellie* Project; If you are interested please contact me.

Dick Ganderton



16mm Up Date

Yes, it's that **Annual Loco Steam Test Time** again!

We would like to remind all those running under 3 bar litre steam locos that B&DSME still operates under the Southern Federation rules with regard to the safe operation of steam powered locomotives on the B&DSME 16mm Narrow Gauge Garden Railway at Littledown. The only variance being that we start the year to coincide with usual improving weather conditions. Hence the Boiler Testers would like to get the majority of the testing out of the way by the end of March so that they, too, can enjoy the running season. We are available Sundays and Wednesdays during February and March without an appointment, but thereafter you will be required to your own make arrangements with the 16mm Boiler Testers to get your Boiler Certificated.

Thank you for your co-operation.

Gordon Miles & Glyn Tandy

Ewan's First Effort

We were at Littledown recently so that my six year old son, Ewan, could run his 16mm train for the first time. I understand that this may make him the youngest member to have a model run on the 16mm Narrow Gauge Garden Railway!


The model has been built from a kit that he was given as a Christmas present. The model was supplied as a build yourself kit by a company called I P Engineering and arrives as parts, laser cut in a sheet of plywood. The kit also contains the few other parts needed to complete the model including an electric motor, battery holder, moulded plastic wheels and steel axles.

The model was just above his age group to build on his own, but with my assistance there was enough finding and holding parts as well as mixing glue and fettling to keep him occupied. When it came to painting the model, Ewan chose the colours and the name *Millie*. We used Edding painting pens to paint it, which don't give as good a finish as other mediums, but the pens did allow Ewan to get involved in the painting of his own engine.

The test run went very well and both Ewan and his older sister, Niamh, were excited to see the engine run ten laps of the track without interference.

I have decided to install radio control to give Ewan a bit more interaction with the experience.

Danny Sheppard



For Sale

Many Members will remember Bill Nelmes and his very nice 3 1/2" Gauge LMS 2-6-4T to Martin Evans' *Jubilee* design. Bill had almost completed a superb 5" Gauge S&D 7F 2-8-0 loco to Martin Evans' *Ivo Peters* design, which just needs painting to finish. Unfortunately, failing health has forced Bill to decide to sell both locos and his entire workshop.

The workshop includes a 9" Southbend Workshop lathe with Norton screwcutting gearbox.

For further information contact dick.ganderton@me.com

IMPORTANT

This page contains notices that do not change throughout the year. They will only be printed out with the January *Newsletter*. If you receive your *Newsletter* by post this will be the only time that you will get this page. It is, therefore, important that you **keep this page for reference**.

Insurance & Membership Lists

A copy of the Society's Insurance Policy has been placed in the desk in the Engine Shed. The original documents are held by the Secretary and can be viewed by arrangement. For Members wanting to run their locomotives at locations requiring evidence of Public Liability cover there are copies of the Certificate at the back of the same folder as the copy of the policy. This needs to be signed by a Committee Member on an individual basis before becoming valid.

The new Application and Renewal Forms means we can keep our Membership List up-to-date. An abbreviated list, which omits addresses, can be obtained on application to the Secretary. A copy is kept in the desk in the Engine Shed.

Secretary

Engine Shed Mobile Phone

A Mobile Phone has been installed in the Engine Shed at Littledown for the convenience of Members. It can be used for outgoing calls on Society business and in an emergency. Members who are at the track can also be contacted if required. The number, 07879355399, is on the 'Contacts' page of the Society's Website www.littledownrailway.co.uk

Boiler Testing

If you require a Boiler Test, please remember that you need to book it with one of the Boiler Testers. Also, you should have **all** the paperwork with you - that's all the past Test Certificates and the *Written Scheme of Examination!* You have kept them, haven't you?

If you are presenting your loco for its 4-yearly Hydraulic Test please note that you cannot expect the Boiler Tester to provide the necessary blanking plugs. You should have a complete set of blanking plugs for each of your locos, one of which must have a **male** 1/4" x 40TPI fitting to allow the connection of the test pump and gauge. The threaded portion of this should be at least 3/8" (10mm) long with a 60 degree countersink to take a standard nipple.

Please pump the boiler up at home to check that there are no leaks.

Boiler Testers

Dick Ganderton dick.ganderton@me.com

Bob Devereux

Barry Linger

Brian Williams (Trainee)

Gordon Miles (16mm locos only)

Glyn Tandy (16mm locos only)

IMPORTANT - PLEASE READ

The Committee would like to remind Members that it is a condition of our Lease that they must only park their cars or motorcycles in the designated parking area. **There is to be no parking in the area around or near the Engine Shed, on the driveway or turning circle. There are no exceptions to this rule.** As soon as you have unloaded your engine and/or equipment you **must** move your vehicle to the parking area by the entrance gate. As parking spaces are limited please use the main Littledown Centre Car Park if you are not bringing a locomotive to run.

B&DSME *Model Engineer* Magazine Library

Please use the library as it is a wonderful source of information and there are many fascinating articles within. Please remember when borrowing a magazine from the Society's library, to complete the sign out sheet, which is attached to the storage cupboard door. The *Model Engineer* library is fully up to date.

Please treat the magazines with care as many are fragile due to their age.

Peter Burton

Newsletter By E-mail

If you want to receive your copy of the Society's monthly *Newsletter* as a .pdf file, in full colour, you must let Dick know, by e-mail, sent from the computer you want to receive it on.



www.littledownrailway.co.uk